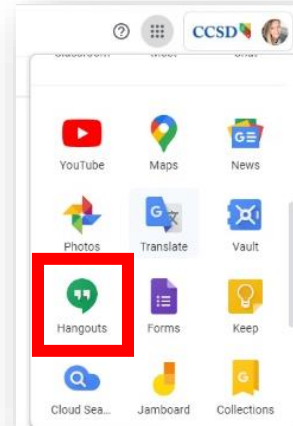



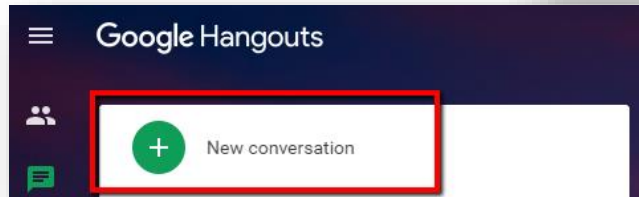


Google Hangouts

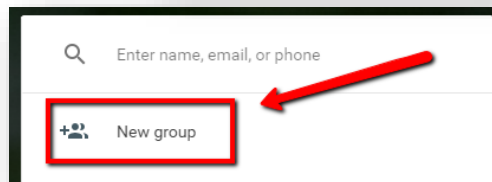
1. From your "waffle menu"
select



2. Choose New Conversation



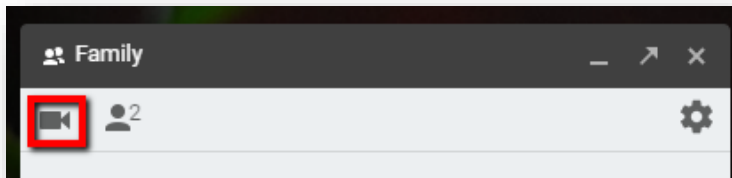
3. Click New Group.



4. Give your group a title and type in the names of the people you want on the call. Once you do this, you do not need to type all the names again, your group will be saved for easy calling next time. Click the green check mark to start the call.



5. Click the camera icon to go into the video.



6. Your guests will see an invitation to join the call from their Google Hangouts when logged into their nv.ccsd.net account.